



Positioning Paper

Interface Decisions: SAS, FC, or iSCSI?

IBM System Storage™ DS3500

Table of Contents

Introduction.....	5
Interface Options	5
Challenges of DAS	5
Benefits of Networked or Shared Storage	6
SAS Interface	8
Positioning.....	8
Special Considerations.....	8
Target Markets	9
Applications	9
FC Interface.....	10
Positioning.....	10
Special Considerations.....	10
Target Markets	10
Applications	11
iSCSI Interface	12
Positioning.....	12
Special Considerations.....	12
Target Markets	13
Applications	14
Conclusion.....	15
Summary	15
SAS.....	15
FC	15
iSCSI	15
Final Recommendations.....	16
Interface Quick Reference.....	17

Introduction

Interface Options

A typical shared or networked storage environment consists of application hosts, storage systems, external hardware interfaces within the application server, the appropriate cabling, and, in the case of a storage area network (SAN), a switch between the hosts and the storage systems.

The external interface technologies, as components of these environments, are the foundation of the overall storage framework's performance, scalability, reliability, technical complexity, and cost. Several interface options have been developed to support environments such as these:

- Serial Attached SCSI (SAS)
- Fibre Channel (FC) protocol
- Internet Protocol SCSI (iSCSI).

With this range of interface options, each with its own distinct features and characteristics, it is important to examine the strengths, position, and special considerations of each one.

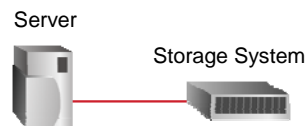
As with any technology, one size will never fit all. Each interface option is likely to be more complementary to one organization than another based on the needs of the business and its data storage requirements. This document provides you with the information you need to effectively evaluate each of these technologies and to choose the optimal interface for your environment. And with the DS3500, you get the added benefit of concurrent host connectivity with either SAS and FC or SAS and iSCSI which provides additional flexibility to meet your specific requirements.

One inherent benefit of these interface technologies is the ability to share storage by way of a shared storage configuration or a network configuration. In order to better appreciate this advantage, it is important to understand direct-attached storage (DAS) and the challenges of unconsolidated storage.

Challenges of DAS

For many organizations, a large portion of their storage is directly attached to individual hosts. This type of storage architecture typically accounts for approximately 60-80 percent of all hosts in any given organization. A DAS device can be either internally housed within the host or externally attached. DAS, at first glance, is often the configuration of choice due to its low initial cost investment and simplicity.

Figure 1
Single DAS Configuration



As organizations grow and additional hosts are added, often, more storage is directly attached and isolated to each host. By building a storage framework in this manner, many businesses are finding themselves inefficiently managing isolated islands of storage across the organization. In addition, DAS typically results in lower storage use and complex data protection schemes.

Without the consolidation of data, the duplication of data management efforts at each DAS installment results in the wasteful use of the administrator's time, which could otherwise be

dedicated to other IT projects. Wasted capacity and expense is another consequence, with over-using the capacity on some storage devices and under-using the capacity on others. In addition, the availability of data is vulnerable because each DAS is reliant on the host to which it is attached, creating data protection inconsistencies across the organization.

With these inherent challenges, sharing or networking of storage as an alternative to DAS can substantially enable higher scalability, availability, and manageability. SANs, in fact, have become the *de facto* standard as the solution to centralizing dispersed storage across an organization's infrastructure as global commerce and 24/7 information become more prevalent and data must be available on demand.

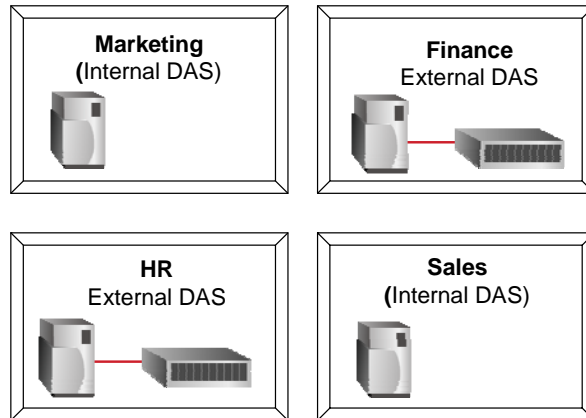


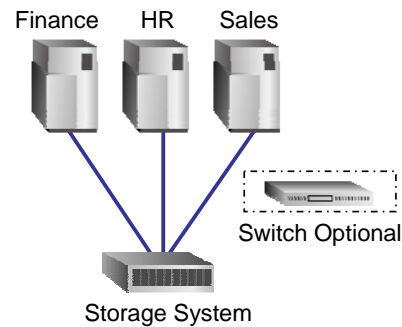
Figure 2
Unshared DAS Configurations across an Organization

Benefits of Networked or Shared Storage

Networked or shared storage solves many of the problems that organizations might experience with unconsolidated DAS while offering other numerous benefits:

- Consolidation** – With the traditional dedicated connection between host and storage eliminated, the consolidation of islands of DAS removes the restrictions to the amount of data that a host can access. Consolidating storage assets into a single centrally managed pool can deliver improved performance and availability while driving down the cost of storage hardware. This sharing of storage supports overall lower total cost of ownership (TCO), balanced loads, and increased flexibility and control.
- Increased data availability and protection** – A highly available SAN ensures that storage is accessible and can be shared by multiple hosts. With SANs, redundant data paths can be created between hosts and the storage system, which help guarantee application uptime in the event of a connection failure. Clustering with a highly available SAN can also greatly enhance IT service levels. By allowing multiple hosts to share access to data stored on a storage system, application availability is assured in the event that one of the hosts is taken offline.

Figure 3
Shared Storage – All Hosts Share the Same Storage System



Better use of IT resources – By managing data from a single location, the time it might have taken previously to manage dispersed DAS configurations is reduced. In addition, IT administrators spend less cycles recovering from downtime because the SAN can utilize redundant data paths and components to quickly recover if any part of the storage system become unavailable.

- Data sharing and improved asset usage** – With DAS, some capacity is typically over-used while other capacity is under-used. This unbalanced workload creates inefficient use of available data as data cannot be shared across the hosts. By consolidating storage, hosts can leverage the same pool of data, allowing administrators to dictate how much disk space can be allocated and accessible to each host.

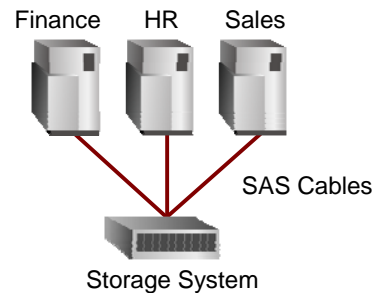
- **Improved backup and recovery** – By combining network or shared storage with replication features, such as FlashCopy®, data can be written to and read from disk to tape and vice versa without using host cycles significantly reducing the overall backup time. Administrators can instantaneously create a FlashCopy® of the data. The FlashCopy® can then be mounted to a separate backup host, which effectively eliminates the backup window and reduces any impact on the applications that are running. The DS3500 also supports Enhanced Remote Mirroring across FC host ports and is compatible with other DS5000 and DS4000 storage systems further simplifying backup and recovery implementations.

SAS Interface

With a solid roadmap and industry acceptance behind it, SAS technology is the follow-on of parallel SCSI technology. SAS satisfies businesses interface requirements of scalability, performance, reliability, and manageability at an affordable price-point.

In its simplest configuration, SAS provides a physical connection between a storage system and a number of hosts. Because SAS has the capability to directly attach to more than a single host, SAS has made headway as a shared storage interface technology by sharing storage with anywhere up to three hosts.

Figure 4
Shared Storage Configuration with SAS




Positioning

SAS interface technology offers the following value propositions:

- **Affordable price** – When designing SAS technology, a key element was to keep its cost in-line with its SCSI predecessor. This cost objective was successfully achieved and SAS storage systems are an affordable entry-level storage system for all types and sizes of organizations.
- **Simplicity** – Although SAS cannot connect to as many hosts interfaces as a SAN configuration (FC and iSCSI), SAS does not require the additional cabling, switches, or complexity. Thus, SAS maintains comparable ease-of-use to a DAS configuration while still offering data sharing across hosts.
- **Performance** – SAS technology supports faster data throughput with link (sometimes called port) aggregation using x4-wide links. Each individual link operates at 6 Gbps (within the x4), which provides a theoretical cumulative bandwidth of up to 24 Gbps when all lanes are shipping frames containing I/O and data.

Figure 5 shows that links 2, 3, and 4 are used as overflow when concurrent I/Os overload the previous link. Therefore, the links have the capability to potentially support up to 24 Gbps during peak and heavy use.

Figure 5
SAS x4 Wide Links and Full Duplexin



- **Full Duplex** – Full duplex links allows for data to be received and transmitted simultaneously.

Special Considerations

While the benefits of SAS technology far outweigh its limitations, it is important to be aware of its limits and understand if they could have any impact on the overall effectiveness of your environment.

- **Limited reach** – Limited by practical cable lengths of about eight meters between discrete devices, a SAS environment cannot support configurations that go beyond a single local site. SAS technology can be an optimal solution when the storage system and hosts are located in a single rack or room.
- **Number of host connections** – Currently, the number of hosts that can be attached a SAS-based storage system is limited by the physical number of SAS host ports on the storage system typically ranging from one to four SAS host ports per storage system. The DS3500, specifically, can support up to four hosts in a redundant highly available configuration.

Target Markets

The target market for the SAS interface option includes both small to medium business (SMB) and enterprise departments. These markets will benefit specifically when their storage requires either shared storage or one-room storage:

- **Shared storage** – Shared storage capabilities cost-effectively take an overburdened DAS infrastructure to the next level. SAS storage can remove wasted capacity, duplicated functions, inefficiencies, and data protection inconsistencies across an organization that is typically associated with DAS.
- **One-room storage** – One-room storage configurations consolidate several co-located hosts. A one-room storage configuration offers outstanding performance and exceptional scalability on a local level and maintains simplicity because networking expertise is not necessary.
- **BladeCenter rack configurations** – BladeCenter's data can be cost-effectively consolidated with a single DS3500 and an IBM SAS Connectivity Module. Supporting up to two BladeCenters (up to 28 Blade servers), the DS3500 can support both booting and data access as well as simplifies a blade environment by consolidating OS initialization across multiple Blade servers.

Applications

SAS technology is especially useful in the following environments:

- **Microsoft Exchange** – The growing adoption of Microsoft Exchange, and the benefit of sharing this application beyond a single DAS configuration for high availability, has made shared SAS storage implementations for Exchange highly desirable. The brief latency of SAS protocol also makes it well-suited for this transactional application.
- **Clustered topologies** – SAS-based shared storage is ideal for four-node cluster solutions like MSCS and Oracle RAC.
- **Disk-to-disk backup and video streaming** – Because SAS technology offers solid throughput, SMBs can take advantage of SAS for high-bandwidth applications such as backup and streaming.
- **Database** – With great performance, the DS3500's SAS host connectivity cost-effectively supports database applications which require IOPs performance for transactional applications.
- **Virtualization** – With the ability to share data across up to four physical servers, the DS3500 can support virtualization and the movement of virtual servers across physical servers.
- **Data warehousing** – The solid throughput of the 6 Gbps makes it well suited for data warehousing environments where individual storage system must process large amounts of data.
- **Streaming video** – Large-block I/O applications, such as world-class broadcasting, rich media storage networks, content creation, modeling, and publishing, will benefit from the additional bandwidth the 6 Gbps series offers.
- **Data mining** – With 6 Gbps SAS host connectivity, companies can accelerate and scale simulation, visualization, modeling, and rendering applications easily to accelerate large dataset I/O rates, as well as cost-effectively scale and share information across the organization for high-level collaboration.

FC Interface

FC offers increased flexibility for storage configurations with true network operation and increased scalability.

FC is currently the most commonly deployed SAN technology. While the benefits of SAN have been long apparent, it was only with the advent of FC that massive adoption of SANs (shared and networked storage) became feasible.

Positioning

FC interface technology retains dominance in the enterprise and high-compute environments based in these significant areas:

- **Scalability** – FC is a highly addressable interface capable of supporting up to a maximum of 16 million addresses. From single point-to-point gigabit links to integrated organizations with hundreds of hosts, FC delivers unmatched configuration scalability.
- **Performance** – With current 8 Gbps throughput and a solid performance roadmap, FC supports the relentless growth of data and the ever-increasing reliance on quick access to it. FC is specifically designed for high performance operations with congestion-free and credit-based flow control delivering data as fast as the destination buffer is able to receive it.
- **Mature and proven technology** – With development going back to 1988, FC is a long-standing, highly-trusted interface technology. With its time-proven designs, FC has become a standard technology for the high performance enterprise data center.
- **Investment protection with auto-negotiating link speeds** – Auto-negotiable FC link speeds allow for seamless integration into an existing 2 Gbps or 4 Gbps environment and allow organizations to immediately benefit from the performance improvements when the rest of the configuration is upgraded.
- **Cabling distance** – FC can reach up to 10,000 meters maximum cabling length between discrete devices.

Special Considerations

It is essential to consider some potential confines as to the overall effectiveness and investment of implementing a FC SAN:

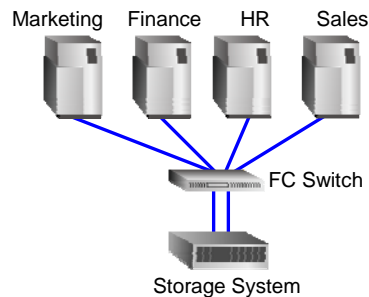
- **Steep learning curve** – FC can be a complex undertaking for businesses that lack the budget and dedicated IT expertise to design, deploy, and manage it.
- **Financial investment** – The total cost of ownership (TCO) of a FC SAN initially can be quite high. This is not only based on the cost of FC equipment, but the expense of administration, maintenance, and staff training.
- **Low-cost servers will typically not be included** – As the price for additional FC cabling and HBAs typically outweighs the price tag of low-cost and blade servers, it is often not cost-effective to deploy a FC SAN to these servers.

Target Markets

The target market for the FC interface option is primarily the enterprise data center based on:

- **Current market dominance** – FC SANs currently dominate enterprise storage markets and are expected to retain dominance with the continual investment in FC equipment. This investment is good for complex SANs with a large number of addresses and long cabling distances.

Figure 6
FC SAN Non-Redundant Switch Configuration



- **High performance** – With 24/7 information on-demand environments, the enterprise has come to rely on FC to deliver high performance.
- **Mature and time-proven designs** – FC delivers the most reliable and robust configurations, which this technology has succeeded in for well over a decade. This success has created a strong and loyal following of FC technology.
- **High addressability** – FC can support thousands of hosts, which is typical of a growing enterprise environment.

Another market where FC technology is prevalent is at college and university campuses. This is primarily due to high bandwidth. With its high throughput and ability to achieve distances of up to 10,000 meters between devices, FC is ideally suited for campuses.

Applications

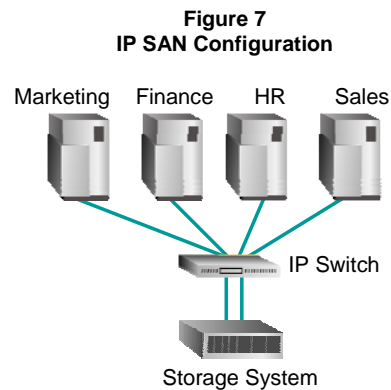
The FC interface option is highly versatile and can be used in a number of beneficial ways:

- **Exchange** – Exchange is an IOPS-driven application. As FC excels in IOPS, FC can meet the performance requirements for this transactional application.
- **SQL** – SQL can use FC storage systems for databases, log files, and other SQL-related files in much the same way that SQL can use other storage technologies. High throughput with FC can be obtained by using multiple network adapters with MPIO. SQL also benefits from the inherent advantages of consolidating its data to a centralized location.
- **High cluster computing** – FC takes the fullest advantage of server clusters with 4, 8, or 16 hosts and up to 100 or more hosts as needed.
- **Mission-critical and transaction-based databases** – FC supports large, heterogeneous block data transfers reliably and will benefit applications, such as online transaction processing (OLTP), by ensuring high availability and continuous access to data.
- **Virtualization** – FC works well in virtual environments as virtual machines rely on the shared storage benefits of a SAN so virtual server images, applications, and data can be consolidated.
- **Streaming video** – Large-block I/O applications, such as world-class broadcasting, rich media storage networks, content creation, modeling, and publishing, will benefit from the additional bandwidth that 4 Gbps offers.
- **Data mining** – With FC, companies can accelerate and scale simulation, visualization, modeling, and rendering applications simply and easily to accelerate large dataset I/O rates, as well as cost-effectively scale and share information across the organization for high-level collaboration.
- **Database in memory** – High throughput and IOPs are necessary to run very large datasets in memory. Loading or refreshing drives becomes a time-critical effort. FC speeds of 4 Gbps can be used effectively for this application because data can be loaded from the storage system to the host quickly.
- **Data warehousing** – To be effective, data warehousing must achieve both high bandwidth and random performance. Offering the highest levels of performance in both throughput and IOPS, FC is ideally suited for this application, delivering the information that data warehouse users need when they need it.
- **Backup and restore** – With the ability to rapidly transfer data from storage system to host or restore data from online backup media, FC supports short backup windows and recovery time for high productivity.
- **Campus area replication** – When replicating data across a high-speed SAN, data can be mirrored synchronously, ensuring that remote sites have the exact same data as the local site at all times.

iSCSI Interface

The iSCSI interface combines the proven advantages of SCSI as a storage communication protocol and TCP/IP networking capabilities. The iSCSI protocol allows SANs to be configured using TCP/IP connectivity using low-cost, readily available Ethernet switches, IP routers, and cables.

Over the last two years, such iSCSI-networked storage solutions (commonly called IP SANs) have rapidly entered the IT mainstream, offering a secure, reliable, and flexible network storage solution. With the introduction of IP SANs, a wide range of organizations, from entry to the enterprise have the opportunity to maximize their existing IT investment while deploying effective and efficient networked data storage solutions.



Positioning

IP SANs offer not only the inherent benefits that come with consolidating data, but additional iSCSI attributes can play well into an organization's overall data storage strategy:

- **Pervasive and well-understood technology** – Companies, from SMBs to the largest enterprise, use IP technology. As a simple and familiar technology, iSCSI can be easily facilitated by administrators with LAN experience.
- **Low capital investment** – The equipment necessary for an IP SAN is equivalent in concept to that found in an FC SAN, but it is less expensive. This cost savings allows businesses to control their storage expenses without completely retro-fitting their existing network or investing in a completely new technology.
- **Reach** – As a routable transport with no distance limitations, IP SANs can be located almost anywhere. The reach of other interfaces throughout the organization are most often limited by the distance restriction of the fabric. iSCSI removes these distance limitations and extends its scope well beyond the corporate data center.

IMPORTANT: The majority of applications and operating systems do not work well with the latencies that occur as the distance between devices over an IP network increases. Therefore, you must determine an acceptable response time for the storage system before you consider implementing a configuration across long distances.

- **In-house IT resources** – With in-house networking expertise common throughout most companies today, organizations can capitalize on their existing IT skill sets. Administrators will not find themselves having to learn a new networking protocol that could include extensive and sometimes expensive training.

Special Considerations

As an emerging technology in data storage, organizations considering an IP network should carefully evaluate all facets of the technology to ensure that a sound overall data storage investment is made. iSCSI does have its share of behaviors and functionality to consider:

- **Performance** – At 1 Gbps, iSCSI might not meet bandwidth requirements for an application needing high throughput. Careful planning of your network, choosing the appropriate software, hardware, and adjusting network attributes can result in some improvements in performance:
 - **Initiators and adapters** – A software iSCSI initiator works in combination with a network adapter. The most fundamental (and cost-effective) combination includes an iSCSI initiator and a standard network card. However, several other adapters are available to provide varying degrees of performance:

- An advanced network card offers features such as Receive-side Scaling (RSS) and TCP/IP Segmentation Offload (TSO). RSS balances the network load across multiple CPUs and TSO breaks down data into smaller segments that pass through the network connection and reduces CPU overhead.
 - A TCP/IP Offload Engine (TOE) network card improves performance by offloading the TCP/IP processing workload.
 - A hardware iSCSI HBA provides both the software iSCSI initiator functions and hardware processes that the CPU would perform, and therefore, offers the highest performance in many instances.
- **Jumbo frames** – A large Ethernet frame, jumbo frames, can be increased in size from 1,500 bytes to 9,000 bytes.
- **Security** – The implementation of an IP SAN within an existing network can lead to security vulnerabilities. By running mission-critical data over an IP network, which is also handling other traffic, the IP network can become very susceptible to security breaches and data loss.

It is critical that this issue is addressed when implementing IP SANs. A best practice for an IP SAN is to separate data traffic from the normal LAN traffic through the use of virtual LAN technology or by deploying IP data traffic to a physically separate network. Greater security in a shared network is provided by implementing a VPN (Virtual Private Network) to move iSCSI traffic. A VPN maintains privacy through security procedures and tunneling protocols. The transferred data is secured by encrypting the data when it is sent and decrypting when it is received.

In addition to maintaining an IP SAN separate from the rest of network, iSCSI inherently provides its own protection. This security is implemented by the Challenge Handshake Authentication Protocol (CHAP). CHAP verifies the identity of iSCSI hosts in which the iSCSI host and the iSCSI storage system share a predefined secret. If the secret values match, the iSCSI host is authenticated and the transfer of data can occur.

Target Markets

iSCSI can be deployed across the full spectrum and sizes of organizations. Some specific organizations will experience immediate benefits:

- **SMB** – iSCSI removes the cost and complexity barrier of entry into a SAN environment based on the minimal investment per host to connect to an IP SAN. These organizations can justify the addition of all hosts in an organization to an IP SAN, including environments dominated by mid-range and low-end servers.
- **Departmental and satellite offices** – With iSCSI able to maintain long distances between devices, remote site's data storage needs can be handled through the corporate data center and thus have back-ups managed by IT experienced in-house staff.
- **Enterprise and corporate data centers** – With the affordability of iSCSI equipment, an organization can now justify the cost of adding its low-cost and virtual servers to networked storage removing the barriers of entry into networked storage.
- **Government** – When competing on price, low-cost iSCSI can effectively compete against other interface technologies. In addition to cost, IP SAN's flexibility makes it suitable for distributed environments and standards-based security environments.
- **Healthcare** – IP SAN's performance is adequate for healthcare organizations to manage medical records and image retention. With iSCSI, the healthcare industry gains the benefits of distributed access at a modest cost.

Applications

Based on its cost, simplicity and networking capabilities, the iSCSI interface option can be used in a number of beneficial ways:

- **Exchange** – iSCSI works well with Exchange Server 2007 and its performance enhancements. Exchange Server 2007 takes more advantage of cache memory on the server and might not require as much throughput to perform many functions, such as the back-and-forth communication between the server and iSCSI storage system.
- **SQL** – IP SANs are ideally suited for databases, log files, and other SQL-related files in much the same way that they can use other interface technologies. SQL benefits from the inherent advantages of consolidating its data to a centralized location.
- **Linux operating systems** – As part of the cost-reduction strategy for many data centers, iSCSI complements the Linux operating system, which provides a similar strategy. An iSCSI storage system plus a Linux operating system are a natural combination for efficient, adequate storage infrastructures. In addition, iSCSI complements the common and value-oriented Oracle solutions.
- **VMware** – Virtual servers rely on the shared storage benefits of network storage in order for all virtual server images, applications and data to be centralized and accessible. This consolidation of servers drives the need for low-cost networked storage.
- **Clustering** - Clustering supports the use of iSCSI-connected storage systems. Clustering greatly enhances IT service levels by allowing multiple servers to share access to the data stored on a storage system. Application availability is then ensured in the event that one of the servers becomes unavailable. Additional benefits include planned maintenance without downtime and increased performance levels with the workload spread across servers.
- **Secondary storage** – Affordable with adequate performance, iSCSI is the optimal choice for secondary storage for departmental and remote offices, disk-based storage for regulated, archived, or rapidly growing data.
- **Oracle** – iSCSI provides connections to multiple servers when the Oracle grid version is specified for the application.

Conclusion

Choosing the interface that is optimal for your environment is a matter of considering a variety of IT factors, such as performance, scalability, and distance. It is also important to consider various aspects of the business environment as well, including utilized applications, budget, staff skill sets, and staff availability.

Summary

This document has outlined the strengths and weaknesses and the relative positioning of these options to provide you the background and tools to effectively evaluate and choose the optimal interface for your environment. The key characteristics and positioning of the three interface options, SAS, FC, and iSCSI, were described.

SAS

SAS is well-suited for the entry-level user who is transitioning from DAS in hopes of transitioning unconsolidated and dispersed storage into a shared environment. The impact and adoption of SAS in networked/shared environments will likely take hold in the coming years.

- **Strengths** – Cost, performance, and simplicity
- **Weaknesses** – Distance and shared direct-attach support only (except in BladeCenter environments in which a SAS connectivity module can extend host connections)
- **Optimal environment** – Direct-attach shared storage within a single-room environment and performance-sensitive applications, and BladeCenter consolidation

FC

The well-established FC interface currently dominates the enterprise SAN architecture, providing the performance, distance, and connectivity required for these demanding environments. FC will continue to be the leading interconnect for large SANs due to its robustness, performance, and scalability advantages.

- **Strengths** – Performance, scalability, reliability, and availability
- **Weaknesses** – Cost and complexity
- **Optimal environment** – Large-scale data networks and performance-sensitive applications

iSCSI

This prevalent IP technology has been introduced into network storage within the past several years. iSCSI has recently received more awareness and acceptance in the market as an attractive option for organizations where cost and simple management is key.

- **Strengths** – Cost, simplicity, distance, and pervasiveness
- **Weaknesses** – Performance
- **Optimal environment** – Low-cost storage networking environments where performance is not critical, but consolidation is

Final Recommendations

It is not only important to look at your current environment to determine the appropriate technology, but to also consider your company's future growth. Will you be adding remote office sites? Do you expect your performance requirements to grow in the upcoming years? What applications do you plan on introducing? These requirements are just a few of many future considerations to be taken when investing in your storage infrastructure.

While a variety of interface options is good, making a sound investment in the right interface for your organization is even better. By choosing the appropriate technology based on the information offered in this document and by understanding your environment's unique requirements, you can ensure that you can meet your organization's data needs today and in the future.

Interface Quick Reference

	iSCSI	SAS	FC
Description	Interconnect technology built on SCSI and TCP/IP	Serial protocol for data transfer incorporating SCSI command	Transporting SCSI command sets, in the case of storage systems.
Architecture	IP-based standard - SCSI commands send in TCP/IP packets over Ethernet	Serial, point-to-point with discrete signal paths	Switched – multiple concurrent transactions
Distance (between storage system to a node—host or switch)	Unlimited, however, latencies increase as distances increase	10 meters between devices	50,000 meters
Performance	1 Gbps	6 Gbps with x4 wide ports for theoretical bandwidth up to 24 Gbps at peak operating times	Up to 8 Gbps
Investment	Low – use an existing IP network	Medium	High
IT Expertise	Medium – Requires some storage and IP cross-training	Low	High
Best for	<p>SMBs and enterprise departmental and remote offices</p> <ul style="list-style-type: none"> • Business applications running on top of smaller Oracle or IBM DB2 databases • Messaging, web, and eCommerce • Virtualization 	<p>Infrastructures within close proximity to all devices</p> <ul style="list-style-type: none"> • Transaction-sensitive databases • High-performance computing • Data streaming • Internet and eCommerce • Virtualization 	<p>Complex SANs: high number of addresses and read/write applications</p> <ul style="list-style-type: none"> • Non-stop corporate backbone • OLTP • CAD/CAE network • Quick response network for imaging and data warehousing • Virtualization